

In-Ground Lights E27 or CFL



In Ground Light Outdoor 21cm 12-beams



Drive-over lamp for parking lot or pedestrian precinct. For energy saving fluorescent lamp 11W
LB-03D

Lighting only around the sides.
Suitable for energy-saving lamp 11 watt
Lamp to be ordered separately.
Suitable for through wiring.
Maximum static weight load 2000 kg, max passable at 25 km / hr.
Maximum case temperature 55 ° C - human touch.
Protection grade IP67.
Decoration ring made of cast aluminum anthracite.
Supplied with plastic installation sleeve.
Dimensions: 210mm aperture, mounting hole 200mm, depth 283mm
Weight: 3,2 kg



In-Ground Light Bar T5 Profile IP67



Stainless Steel Lighting Fixture for T 5 21 watt fluorescent lamp.
LB-100

To illuminate facades or sign boards.
Light distribution 90°
To use with fluorescent lamp T5 21 watt.
Please order the lamp extra.
Also for serial wiring.
Max. casing temperature 30°C, human touch.
Protection degree IP67
Cover: VA stainless steel brushed.
Dimensions: Cover 100cm x 12cm,
Cut out: L 100cm, B 12cm, depth 9,7cm
Weight: 8,3 kg

In-Ground Lights Halogen



Recessed Ground Light Modo Mini IP67



Aluminium groundlight fixture. Walk-over, size 11cm. For GU10 halogen lamp 35w.
LB-11-A

Cover with transparent hard glass.
Max. static load 500kg.
For halogen lamp GU10 / 35 watt or LED lamp.
Pls. order lamp separately.
Housing aluminium die-cast black with plastic tube for inground-mount.
Protection class IP67
Available versions:
1) Stainless steel ring round Ø 115mm.
2) Stainless steel ring square 110 x 110mm.
Dimensions: Inground Ø 105 mm, depth 145 mm.
Weight: 1,4 kg



In Ground Light Modo Mini Cover Garden



Aluminium groundlight fixture with sidelight diffusor, size 11cm. For GU10 halogen lamp 35w.
LB-11-B

For halogen lamp GU10 / 35 watt or LED lamp.
Pls. order lamp separately.
Housing aluminium die-cast black with plastic tube for inground-mount.
Protection class IP67
Max. static load 500kg.
Available versions:
Type 1: with one side light beam.
Type 2: with 2 sides light beam.
Type 12: with 12 circular beams
Dimensions: Inground Ø 105 mm, depth 122 mm.
Weight: 1,4 kg

	<p>Recessed Ground Light Outdoor Rectangular IP67</p>	<p>Aluminium groundlight fixture. Walk-over, size 11cm. For GU10 halogen lamp 35w. LB-11-C</p> <p>Cover with transparent hard glass. Max. static load 500kg. For halogen lamp GU10 / 35 watt or LED lamp. Pls. order lamp separately. Housing aluminium die-cast black with plastic tube for inground-mount. Protection class IP67 Available versions: 1) Stainless steel ring round Ø 115mm. 2) Stainless steel ring square 110 x 110mm. Dimensions: Inground Ø 105 mm, depth 145 mm. Weight: 1,4 kg</p>
	<p>Recessed Ground Light 13cm GU10 Square</p>	<p>In ground luminary halogen 50 W, inox rectangular 130mm. Max. load 2 tons. For garden, walkway, entrance etc. LB-14H24</p> <p>Straight beam direction. Can be assembled with halogen lamp GU10 230V 35W - 50W, with spot or wide beam shape. No transformer required. With 1x cable gland for connection wire. Max. load 2000 kg Recessed tube polyamide. At first: dig-in the tube, than the fixture can be stucked into. Protection degree IP67 water jet proof. Front cover ring: polished stainless steel, 130mm x 130mm. Sealing silicone. Recessed depth 120 mm. Weight: 1,1 kg</p>

Recessed LED In-Ground Lights

	<p>Recessed Ground Light Outdoor Halogen Gargono</p>	<p>Low voltage halogen in-ground fixture IP66. Aluminium walk-over, size 15cm. Also for LED Cover with transparent security glass. Protection class IP66 Max. static load 500kg. For cool beam lamp MR16 12V 50W or LED lamp MR16 Operating voltage 12 volt Pls. order lamp and 230v / 12 volt transformer extra. with 6 way masking cover. Size: Outer Ø 150 mm, inner Ø 115 mm, depth 240 mm. LB-16-NV</p>
--	---	--

In-Ground Lights E27 or CFL

	<p>In-Ground Light 18cm E27 without Reflector</p>	<p>Outdoor walk-over inground fixture. For reflector lamp E27 max. 40 W. Diameter 175mm LB-18-E0</p> <p>To the use of reflector lamps E27 for normal or energy-saving lamps. Load capacity up to 900 kg. Supply voltage 230V IP67 splash-resistant. Flange: Aluminum diecast 175mm Clear glass cover 160mm Depth 270 mm Weight: 1,7 kg</p>

Recessed LED In-Ground Lights



In-Ground Light 18cm E27 without Reflector



Outdoor walk-over inground fixture. For reflector lamp E27 max. 40 W.
Diameter 175mm
LB-18LED

Including LED lamp 6 watt
Light colour 3000K warm white
Load capacity up to 900 kg.
Supply voltage 230V
IP67 splash-resistant.
Flange: Aluminum diecast 175mm
Clear glass cover 160mm
Depth 270 mm
Weight: 1,9 kg

In-Ground Lights E27 or CFL



In-Ground Light Outdoor 20cm E27 with Reflector



Walk-over inground fixture. With reflector for compact fluorescent lamp or incandescent lamp E27.
LB-20R

For illumination of bushes and shrubs.
Recommended lamp: 40W bulb or 11W energy saving bulb.
Cast aluminum trim ring gray 200mm,
Recessed glass protective panel D 115mm.
Maximum static load: 1500 kg
IP67 - splash proof
Dimensions Ø 205mm, depth 220mm.
Weight: 2,65 kg

Inground Lights Metal Halide



In Ground Light Drive Over Outdoor MH 70 TS

Energy economizing metal halide 70 watt with straight light beam. Aluminium cover 200mm, drive-over IP67.
LB-20X7-0

In-Ground Lights Halogen



In-Ground Light 21cm Halogen 75W adjustable



Quartz 75 watt outdoor light with adjustable beam direction. Stainless steel cover.
LB-21H

With low power for building or tree illumination.
For walk-over up to 1500 kg load.
The lamp holder can be adjusted for straight or side light distribution between 0° and 15°.
To use with halogen reflector highvolt lamp E111 230 volts up to 75 watts (2.000 h).
Housing aluminium die-cast.
Protection class IP67
Front cover: stainless steel
Size: Outer Ø 215mm, inner Ø 200mm, depth 225mm.
Included in the shipment: A plastic tube, for simplifying build-in. After finishing the digging works the light fixture must be stucked into the tube, conected, ready.
Weight: 3,7 kg

Inground Lights Metal Halide



In-Ground Light 22cm CDM-T 35W Outdoor



Energy economizing groundlight metal halide 35 watt with stainless steel cover for walk-over
LB-22T3

Buried light for human touch with pure aluminium reflector.
For building or tree illumination.
Wide light distribution 70°.
Available in different versions:
Asymmetric light beam 15° or adjustable +- 15°.
With ballast and ignitor 35 watt (light output like 150 watt halogen).
To use with metal halide discharge lamp HQI-T 35W G12. (Not included)
Operating voltage 220 - 230 volt 50Hz.
Front cover made of inox stainless steel with low operating temperature.
Front glass: Clear safety glass.
Max static load 1500 kg.
With 2 cable glands for feed-thru cabling to several ground lights.
Housing aluminium die-cast.
Protection class IP67. Jet waterproof.
Dimensions: Outer Ø 220mm, depth 290mm.
Weight: 5 kg

In-Ground Light 22cm HID-TD 70W Outdoor

Rigid, energy economizing groundlight MH 70 watt. Asymmetric or adjustable light distribution. Stainless steel cover
LB-22T7

In-Ground Lights Halogen



Groundlight 26cm Outdoor Uni E27 Square Inox



Recessed outdoor light with E27 lamp holder for energy saver or led lamps. Stainless steel cover.
LB-26E

For building or tree illumination.
For walk-over up to 1000 kg load.
Available in inox polished or bronze.
The light direction can be adjusted for straight or side light distribution between 0° and 15°.
To use with halogen 12 volt lamp E111 up to 50 - 100 watts (2.000 h).
Housing aluminium die-cast with transformer.
Protection class IP67
Dimensions: Outer Ø 260mm, inner Ø 245mm, depth 315mm.
Included in the shipment: A plastic tube, for simplifying build-in. After finishing the digging works the light fixture must be stucked into the tube, connected, ready.
Weight: 5,5 kg



Stainless steel Inground Light 26cm Halogen 75W Square

With asymmetric light distribution. Stainless steel cover, for outdoor.
LB-26H-SV

Inground Lights Metal Halide







Inground Light 26cm HID 70W adjustable





5t load, stainless steel inground fixture metal halide 70W with adjustable light beam, as bright as 300W halogen.
LB-26QA

With stainless steel cover frame.
Long throw light beam 15°
Beam direction adjustable +- 15°
Integrated ballast gear for metal halide lamp HQI-T 70W.
The lamp must be ordered extra.
Max. static load: 5000 kg
Operating voltage 230V
Casing IP67
Incl. additional plastic casing for easy recessed mounting.
Max. case temperature 101°C
Dimensions ø 265 mm, depth 215 mm, cut-out ø 260 mm.
Weight: 6 kg



	<p>In-Ground Light 32cm MH-70 W adjustable Outdoor</p>  <p><small>www.dimmer.de</small></p>	<p>Heavy-duty, stainless steel inground fixture metal halide 70W with adjustable light beam, as bright as 300W halogen. LB-32M07</p> <p>Variable transmission direction 0 - 15 °. 20 ° light distribution Ballast for metal halide lamp or fluorescent bulb: HQI-T 70W G12. Lamp to be ordered separately. Protection IP67, protection class II Maximum static weight load 3000 kg. Front-320mm diameter, bottom conical broadening to 400 mm diameter, depth 365 mm. Weight: 8 kg</p>
---	---	--

	<p>In-Ground Light 32cm MH-70 W Flood Outdoor</p>  <p><small>www.dimmer.de</small></p>	<p>With asymmetric light distribution 150W metal halide. Stainless steel cover. LB-32M15</p> <p>Adjustable beam direction 0 - 15°. With ballast and ignitor. For metal halid discharge lamp HQI-TS 70W Housing aluminium die-cast with built-in ballast and ignitor. Protection class IP67 High load capacity up to 3000 kg (walk-over). Prepared for series wiring. Size: Outer Ø 320mm, inner Ø 290mm, depth 391mm. Weight: 8 kg</p>
---	--	--

In-Ground Lights Halogen

	<p>Recessed In-Groundlight Gimble Adjust</p>  <p><small>www.dimmer.de</small></p>	<p>Adjustable halogen light fixture for outdoor, swimming bath, garden, terrace. LB-700</p> <p>Material: brushed aluminum and glass. No walkover. MR16 halogen lamp max. 35W Lamp and transformer to be ordered extra. Supply voltage 12V 150mm, max. Height 120mm. Mounting cutout Ø 130mm, depth 135mm. Protection degree: IP67 Weight: 0,85 kg</p>
--	---	---

In-Ground Lights E27 or CFL

	<p>Dazar Up Ground Light Outdoor IP67</p>  <p><small>www.dimmer.de</small></p>	<p>Upstanding recessed Floorlight E27 for garden, entrance, pathway etc. LB-702</p> <p>Materials: Aluminum and PC. Stainless steel bezel. No walkover. For E27 lamp, max. ø 48mm, length 130mm, max. 35W Please order the bulb extra. Supply voltage 230V Aperture diameter 133mm, 62mm head diameter, height 107mm. Mounting cutout Ø 131mm, depth 160mm. Protection degree: IP67 Discontinued model - only small quantities Weight: 0,95 kg</p>
---	--	---

Inground Lights Metal Halide



Drive-Over In Ground Light Fixture Crocket 15 Tons



Very stable stainless steel 15 tons high load capacity groundlight. Drive over with truck or car.
LB-C100

Very robust floor lamp with stainless steel trim ring and tempered glass. Optional ballast for fluorescent lamp 42W or 70W HID Metal Halide Lamp. Light distribution symmetrical or asymmetrical can be adjusted on the lamp. Max. load capacity: 15 tons at 30 km/h drive over or 5 tons static load.

Class II
Protection degree IP67
Casing temperature max. 75 deg C (42W) or 105 deg C (70W)
Dimensions: Max. top size 270mm
Max. total depth: 510mm (42W) / 640mm (70W)
Weight: 10,3 kg

Recessed LED In-Ground Lights



LED Ground-Light IP65 Blue Outdoor



Light with 24 LED blue. Walk-over. For recessed mount into ground, garden, wall or terrace.
LB-LD002B

Beam angle 18 °.
Holds up to 500 kg.
Connection with 12V transformer with at least 1.2 watts.
With 100cm cable connection.
Maximum case temperature <50 ° C - Human Touch safe to touch.
Waterproof IP65
Aluminum casing ø 105mm, depth 117mm.
Weight: 0,65 kg



LED Plaster Stone Light recessed 3pcs. Set



LED inground light as cobblestone. (Light color: Clear white)
LB-LD003

LED light for installation between paving stones.
Housing made of sturdy plastic.
3 in a set with 3 bright LEDs (light-Color: Clear White).
Including connection cable - plug-in.
Total cable length of 11m with a transformer and plug.
3m cord between the lights.
Maximum case temperature <50 ° C - Human Touch safe to touch.
IP68 for outdoor use.
Dimensions H 68 x W 80 x D 50mm
Weight: 1 kg




LED Lawn Light 107 Coloured for Outdoor





Luminary with 107 LED blue, green or with colour changing. For recessed mount into ground, wall or ceiling.
LB-LD011



Beam angle 18°
Available with blue LEDs or automatic color change in 2-second intervals.
Holds up to 500 kg.
Outside the installation may take place only horizontally or diagonally in order to avoid accumulation of water on the top glass.
Humidity-proof IP65.
Maximum case temperature <50 ° C - Human Touch safe to touch.
Aluminum casing ø 155mm, depth 125mm.
Connection with 12V transformer with a minimum of 3.2 watts.
With 100cm cable connection.
Weight: 1,05 kg




<p>LED Lawn Light 107 Blue</p>	<p>Outdoor luminary with 107 LEDs, blue light. Professional A aluminium die-cast housing. LB-LD014B</p>
<p>Recessed LED Light In Ground Fixture Aviano Blue</p>  	<p>9 LED ground light with Inox stainless steel cover. Walk-over. Mount into floor or wall ceiling. LB-LD140</p> <p>Light for stair or wall mounting, for outdoor or wet room. The bright light-emitting diodes have a long life 50,000 hours Available with LEDs in red, blue or white. Power consumption 1.2 W For operation, a 12 volt DC LED supply. (Please order power supply separately. Several lamps can be operated via a power supply). Housing: polycarbonate scratch-resistant, stainless steel trim ring. Assembly: The lamp can be screwed (eg wood) or with silicone adhesive (tiles) or be used with the optional mounting box in masonry. With connection cable 90cm. Maximum case temperature <50 ° C - Human Touch safe to touch. Waterproof IP68 Dimensions: 76 mm, depth 53 mm, mounting Ø 55mm. Weight: 0,1 kg</p>

Step- / Floor Lights

<p>Recessed LED Light In Ground small and flat IP67</p>	<p>Super flat walk-over LED downlight. Installation in floor or wall for bath or kitchen. LB-LD147</p>
 	<p>Light for stair, wall or floor mounting, for indoor, outdoor or wet room, e.g. bathroom, living room, kitchen ... The bright, white light-emitting diodes have a high life of 100,000 h. Power consumption 1 W. Requires a 12V power supply LED is required. (Please order extra supplies. Several lamps can be operated via a power supply). With 5 m connection cable and connectors. Housing: Polycarbonate, scratch resistant, white Assembly: The lamp can be screwed (eg wood) or with silicone adhesive (tiles) or be used with the optional mounting box in masonry. Walk-over, load up to 130 kg Maximum case temperature <45 ° C - Human Touch safe to touch. Humidity-proof IP67 Dimensions: Ø 45 mm, depth 6.2 mm, fitting Ø 38 - 39mm Weight: kg</p>

Recessed LED In-Ground Lights

<p>LED Recessed Light matte IP65</p>	<p>Bathroom LED luminary 12V with very low power consumption. LB-LD150</p>
 	<p>Small lamp for wall or floor installation in bathroom or toilet Stainless steel trim. Mat cover made of scratch-resistant plastic. With 4 LEDs in white or blue. Extremely long service life. Power consumption is only 0.3 W Humidity-proof IP65 (for indoor use). For operation a wound power transformer with 12V is required. Maximum case temperature <50 ° C - Human Touch safe to touch. Load capacity 300kg (walk over) Outside ø 60 mm, 40 mm mounting diameter, mounting depth 70 mm. Weight: 0,15 kg</p>

	<p>Power LED In-Ground Light Outdoor 3W</p>	<p>High-power LED inground fixture with 3x 1 watt bright LEDs. LB-LD154</p> <p>High-intensity light for wall or floor mounting with stainless steel trim. With three white LEDs and high-performance glass cover plate. Extremely long service life. Light distribution 15° Only 5W power consumption. Warm white 3000K. Lighting at 2m distance of the light beam is 50cm in diameter. With connection cable 20 cm long. Operating voltage 230V AC. Decoration ring made of V2A stainless steel. Load capacity 500kg (walk) Protection degree: IP67 waterproof Outer diameter 62 mm, mounting ø 60 mm, depth 94 mm. Weight: kg</p>
	<p>Power LED Recessed Light Outdoor 1W</p>	<p>Very small power LED spotlight with low power consumption 1 watt. LB-LD155</p> <p>Petite light for wall or floor mounting with stainless steel trim. With a white high-emitting diode and cover plate of glass. Extremely long life-time. Warm white 3000K or blue (on request 6000K cold white) Luminous output: 90 lm At a distance (wall / floor / ceiling) by 1 meter gives a light diameter of about 50cm / 20Lx. Only 1W power consumption. Operating current: 350 ma The required LED driver 350mA has to be ordered extra. With connection cable 2 m long. Decoration ring made of V2A steel. Load capacity 300kg (walk), Protection degree: IP67 watertight Maximum case temperature: < 40°C - Human touch, safe to touch. Dimensions: Front ring: ø 41 mm Fixture diameter: 28mm Recessed plastic tube: ø 39 mm max depth with tube: 90 mm Weight: 0,3 kg</p>
	<p>Robust LED In-Ground Light Outdoor 8W</p>	<p>Burried LED fixture with bright power LED. 132mm diameter. LB-LD160</p> <p>High-intensity light for wall or floor mounting with stainless steel trim. With three white LEDs and high-performance glass cover plate. Extremely long service life. Light distribution 45° Warm white 3000K Lighting at 2m distance of the light beam is 150cm in diameter. With connection cable 20 cm long. Operating voltage: 230V Power consumption: 9W Decoration ring made of V2A stainless steel. Load capacity 500kg (walk), Protection degree: IP67 Outer diameter 132 mm, mounting ø 126 mm, depth 100 mm. Weight: 0,9 kg</p>



**Robust LED In-Ground Light
Outdoor 6W**



Burried LED fixture with bright power LED. 132mm diameter.
LB-LD161

High-intensity light for wall or floor mounting with stainless steel trim.
With three white LEDs and high-performance glass cover plate.
Extremely long service life.
Light distribution 45°
Warm white 3000K
Lighting at 2m distance of the light beam is 150cm in diameter.
With connection cable 20 cm long.
Operating voltage: 230V
Power consumption: 6W
Decoration ring made of V2A stainless steel.
Load capacity 500kg (walk),
Protection degree: IP67
Outer diameter 160 mm, mounting ø 143 mm, depth 104 mm.
Weight: 0,9 kg



**Power LED In-Ground Spotlight
Outdoor 2.5W**



IP66 luminary waterproof with asymmetrical light distribution
LB-LD170

Compact light for wall or floor mounting with stainless steel trim.
Surprising bright light beam with nice, warmwhite colour, like an
incandescent lamp.
The light beam is swiveled to one side - perfect for lighting of objects.
With 2 white power LEDs and glass cover plate.
Extremely long service life.
Warm white 3000K (on request 6000K cold white)
Luminous output: 160 lm
Light beam diameter 150cm at 2m distance.
Only 3W power consumption.
With connection cable 20 cm.
Operating voltage 24V DC.
Decoration ring made of V2A stainless steel.
Load capacity 500kg (walk over)
Protection degree: IP66
Outer diameter 50 mm, mounting ø 47 mm, depth 100 mm.
Including separate plastic inground box
Weight: 0,4 kg



**In-Ground Light LED-20 Inox
Outdoor**



Groundlight with 20 LED white. 12cm diameter. Walk-over, max. load 1000 kg
LB-LD20

Light distribution 18°.
With stainless steel cover and clear security glass.
Max. load 1000 kg.
Operating voltage: 230V AC / 2 watt.
With 100cm connection cable.
Splashwater proof IP65
Housing aluminium die-cast ø 114mm, depth 117mm.
Weight: 0,85 kg



LED Ground Spotlight 15W

Very powerful groundlight with 15 Watt LED.
LB-LD22



In-ground recessed powerful spotlight
Diffusion angle 45° (at 10 pcs. also 5°/15°/25°/30°/45°/60°/90°/120° on order)
With high-power LEDs
Light colour: 4000K pure white (at 10 pcs. also 3000K, red, green, blue or RGB on order.)
On surcharge also available with RGB LEDs and IR remote control for smooth colour changings.
Luminous output: 1350 Lm
Operating voltage: 85V - 265V (at 10 pcs. ordering quantity also available in 12-24V DC)
Consumption: 24W
Housing with stainless steel ring ø 200mm
Cut out diameter: 190mm
Depth: 90mm
Overhang only 3mm (low risk of tripping)
Low operating temperature - no risk of burning.
The luminaire may not be rolled over by vehicles.
Protection degree: IP65
Minimum order quantity: 2 pcs.
Weight: 2 kg



LED Underground Light asymmetrical 22W

Slightly sideways inclined light radiation for illumination of facades or trees.
LB-LD23-22



Suitable for many architectural applications
15 power LED
Luminous flux: 90 - 100 Lm/W
Light distribution: 40 deg
LED life time: Approx 10 years (daily use)
Light colour: 4000K warm white (on request also 5000K cold white)
Operating voltage: 220V-240V 50 - 60Hz
Consumption max: 22W
LED driver is included
Complies to CE standards
Cover ring stainless steel, aluminium body
Protection rate: IP67
Diameter: 230mm, depth 290mm
Weight: kg















LED Ground Spotlight 24W








Very powerful groundlight with 24 Watt LED.
LB-LD24



In-ground recessed powerful spotlight
Diffusion angle 30° or 60°
With high-power LEDs
Light colour: 4000K pure white
On surcharge also available with RGB LEDs and IR remote control for smooth colour changings.
Luminous output: 1920 Lm
Operating voltage: 85V - 265V (at 10 pcs. ordering quantity also available in 12-24V DC)
Consumption: 24W
Housing with stainless steel ring ø 250mm
Cut out diameter: 234mm
Depth: 95mm
Overhang only 3mm (low risk of tripping)
Low operating temperature - no risk of burning.
The luminaire may not be rolled over by vehicles.
Protection degree: IP65
Minimum order quantity: 3 pcs.
Weight: 2 kg

	<p>LED Underground Light adjustable 25W</p>	<p>Tiltable light radiation for illumination of facades or trees. LB-LD25-22</p> <p>Suitable for many architectural applications With COB power LED Luminous flux: 90 - 100 Lm/W Adjustable inclination: +- 15 deg Light distribution: 40° (at 10 pcs. also 6-10-25-40-60°) LED life time: Approx 10 years (daily use) Light colour: 4000K natural white (on request also 3000K warm white or 5000K cold white) Operating voltage: 100V-240V 50 - 60Hz Consumption: 25W LED driver is included Complies to CE standards Cover ring stainless steel, aluminium body Comes with plastic frame tube for recessed concreting Mechanic load mac.: 5 Nm Protection rate: IP67 Diameter: 270mm, depth 353mm MOQ: 4 pcs. Weight: 4,5 kg</p>
	<p>LED Ground Spotlight 27W RGB DMX Coloured</p>	<p>Very powerful groundlight with 9 x 3 Watt LED, RGB multicolour. LB-LD41</p> <p>In-ground recessed colour changer Diffusion angle 25 ° or 40 ° With high-power LEDs RGB equipment in de colors red, green and blue. Built-DMX-512 driver. DMX512 connection The start address is adjustable. With several floor lights you can control the colors synchronously or also control each light individually individually. There are 512 individual control channels. Infinitely variable color transitions, static colors and white light can be generated. Several lights can be operated together with a power supply and a controller. Operating voltage 24V Consumption: 27W A 24V power supply, and an RGB control unit must be ordered extra. Housing with stainless steel ring ø 165mm, depth 50mm, Protection degree: IP67 Minimum order quantity: 3 pcs. Weight: 2 kg</p>
	<p>Drive Over In-Ground Light LED Dual</p>	<p>LED fixture for parking lots. 2 beams, white LB-LD42</p> <p>For marking of passways or parking lots. Intensive horizontal light emission on two sides. Max load: 500 kg With LEDs in: white 6000K Power: 2W Operating voltage 230 vac Protection: IP66 Cover: Aluminium die-cast, matte silver grey, height 18mm. Outer ø 100 mm, cut-out ø 75 mm, depth 56 mm Weight: 0,75 kg</p>
	<p>Drive Over In-Ground Light LED Belkis Dual</p>	<p>LED fixture for parking lots. 2 beams, white, blue or green-red. LB-LD52</p> <p>For marking of passways or parking lots. Intensive horizontal light emission on two sides. Max load: 1000 kg With LEDs available in: white, blue, yellow or as free /occupied signal with red light on one side and green light on the other side. Power: 2W Operating voltage 230 vac Protection: IP67 Cover: Aluminium die-cast, matte silver grey, height 15mm. Outer ø 90 mm, cut-out ø 78 mm, depth 53 mm Weight: 0,75 kg</p>

	<p>Drive Over Light LED Assos, red, green, white</p> 	<p>Rigid in ground LED fitting for parking lots. 2 side beams, white, blue or green-red. LB-LD56</p> <p>For marking of traffic ways, drives or parking lots. Dual with 4+4 LEDs with glass diffuser. With LEDs available in: white, blue or as free-occupied signal with red light on one side and green light on the other side. LED lifetime aprx. 50,000 h Power: 4W Operating voltage 230 vac Max load: 1500 kg Protection: IP67 Cover: Aluminium die-cast, silver-grey, height 15mm. Dimensions: Outer ø 200mm, cut-out ø 170mm, depth 80mm Weight: 2,2 kg</p>
	<p>Drive Over Light LED Teo 5 tons</p> 	<p>Rigid in ground LED fitting for parking lots. 1, 2 or 4 side beams. LB-LD58</p> <p>For marking of traffic ways, drives or parking lots. Dual with 4+4 LEDs with glass diffuser. With LEDs available in: white, blue or as free-occupied signal with red light on one side and green light on the other side. LED lifetime aprx. 50,000 h Power: 4W Operating voltage 230 vac Max load: 1500 kg Protection: IP67 Cover: Aluminium die-cast, silver-grey, height 15mm. Dimensions: Outer ø 200mm, cut-out ø 170mm, depth 80mm Weight: 2,2 kg</p>
	<p>Floor Light Fixture LED Ufo one, blue</p> 	<p>Rigid LED on-mount fixture from aluminium die-cast. 1 beam with 2 blue Leds. For ground, wall or ceiling-mount. LB-LD61-B</p> <p>Easy on-mount type. There is only a small hole required for the supply cable. Light distribution aprx. 60° degrees. Extreme long lamp life 50.000 hours. Power consumption 2.6 watts. With 1.5 Meter supply cable. Operating voltage: 12 volts. (transformer has to be ordered seperately.) Decoration ring: Matte silvergrey, diameter 93 mm, max. height 20 mm. Max. load 800 kg. Protection degree IP67 Weight: 0,3 kg</p>
	<p>Floor Light Fixture LED Ufo one, red</p> 	<p>Rigid LED on-mount fixture from aluminium die-cast. 1 beam with 2 red Leds. For ground, wall or ceiling-mount. LB-LD61-R</p> <p>Easy surface mounting. There is only a small hole required for the supply cable. Light distribution aprx. 60° degrees. Extreme long lamp life 50.000 hours. Power consumption 2.6 watts. With 1.5 Meter supply cable. Operating voltage: 12 volts. (transformer has to be ordered seperately.) Decoration ring: Matte silvergrey, diameter 93 mm, max. height 20 mm. Max. load 800 kg. Protection degree IP67 Weight: 0,3 kg</p>
	<p>Floor Light Fixture LED Ufo one, white</p>	<p>Rigid LED on-mount fixture from aluminium die-cast. 1 beam with 2 white Leds. For floor, wall or ceiling-mount. LB-LD61-W</p>

	Floor Light Fixture LED Ufo two, blue	<p>Rigid LED on-mount fixture from aluminium die-cast. 2 beams with 4 blue Leds. For floor, wall or ceiling-mount. Easy on-mount type. There is only a small hole required for the supply cable. Light distribution aprx. 60° degrees. Extreme long lamp life 50.000 hours. Power consumption 2,6 watts. With 1.5 Meter supply cable. Operating voltage: 12 volts. (transformer has to be ordered seperately.) Decoration ring: Matte silvergrey, diameter 93 mm, max. height 20 mm. Max. load 800 kg. Protection degree IP67 LB-LD62-B</p>
	Floor Light Fixture LED Ufo two, red	<p>Rigid LED on-mount fixture from aluminium die-cast. 2 beams with 4 red Leds. For floor, wall or ceiling-mount. LB-LD62-R</p>
	Floor Light Fixture LED Ufo two, white	<p>Rigid LED on-mount fixture from aluminium die-cast. 2 beams with 4 white Leds. For floor, wall or ceiling-mount. LB-LD62-W</p>
	Floor Light Fixture LED Ufo four, blue	<p>Rigid LED on-mount fixture from aluminium die-cast. 4 beams with 8 blue Leds. For floor, wall or ceiling-mount. Easy on-mount type. There is only a small hole required for the supply cable. Light distribution aprx. 60° degrees. Extreme long lamp life 50.000 hours. Power consumption 2.6 watts. With 1.5 Meter supply cable. Operating voltage: 12 volts. (transformer has to be ordered seperately.) Decoration ring: Matte silvergrey, diameter 93 mm, max. height 20 mm. Max. load 800 kg. Protection degree IP67 LB-LD64-B</p>
	Ground Light Fixture LED Ufo four, red	<p>Rigid LED on-mount fixture from aluminium die-cast. 4 beams with 8 red Leds. For floor, wall or ceiling-mount. LB-LD64-R</p>
	Ground Light Fixture LED Ufo four, white	<p>Rigid LED on-mount fixture from aluminium die-cast. 4 beams with 8 white Leds. For floor, wall or ceiling-mount. LB-LD64-W</p>
	In-Ground Light LED 12 Beam round	<p>LED fixture for overdrive. 12 circular beams. LB-LD66</p>
		<p>Round cover with 12 segments, with 4 leds Light color: 6000K white Max load: 500 kg Voltage: 230 vac Power: 1W Protection degree: IP66 Cover: Aluminium die-cast, grey, height 18mm Outer ø 100 mm, cut-out ø 75 mm, depth 74 mm Weight: 0,28 kg</p>
	Pisa 3 In-Ground Light LED RGB Outdoor	<p>Recessed uplight with 3x 2W power LED with white light or colour changing. LB-LD77</p>
		<p>In-ground recessed small colour changer New technology LED Suitable for many architectural applications Incredible fast strobe Complies to CE standards Aluminium body Protection rate: IP67 D 103mmx H50mm TECHNICAL DATA: 3 LED 2W Approx 10 years LED life (continuous use) Consumption max: 7W The projector must be driven by a 700 ma power supply. For RGB control a separate controller is required. Several lights can run over one controller. Light distribution: medium beam 25° lenses Weight: 0,7 kg</p>



In-Ground LED Light RGB Outdoor 10W



Recessed uplight with 3x 3W power LED with white light or colour changing. LB-LD78

In-ground recessed small colour changer
 New technology LED
 Suitable for many architectural applications
 Incredible fast strobe
 Complies to CE standards
 Aluminium body
 Protection degree: IP67
 D 103mmx H50mm
TECHNICAL DATA:
 3 LED 3W Approx 10 years LED life (continuous use)
 Consumption max: 12W
 The projector must be driven by a 24V DC power supply.
 For RGB control a separate controller is required.
 Several lights can run over one controller.
 Light distribution: medium beam 25° lenses
 Weight: 0,7 kg



LED Ground Spotlight 27W Power RGB Coloured



Very powerful groundlight with 9 x 3 Watt LED, RGB multicolour. LB-LD80

Diffusion angle 25° or 40°
 With high-power LEDs RGB equipment for smooth color mixing.
 The lamp has 3 circuits for each of the colors red, green or blue.
 Control voltage: 24V DC max. 350mA per color channel.
 (Power required)
 For RGB color control an RGB control unit must be ordered separately.
 Several lights can be operated together with a power supply and a controller.
 Housing with stainless steel ring ø 165mm, Depth 50mm,
 Protection degree: IP67
 Minimum order quantity: 3 pcs.

Accessories:

- RGB controller
- Up to 30 controllers can be connected to the synchronous flow.
- For program selection are 4 additional keys required,
- optional IR remote control 39,90 Euro
- or optional software for PC and RS232 60,00 Euro

Weight: 2 kg



LED Inground Spot Light 12W Power Outdoor



Very powerful groundlight with 12 * 1 Watt white LEDs LB-LD83

New technology LED
 Suitable for many architectural applications
 Light distribution: medium beam 25° lenses
 12 LED 1W Approx 10 years LED life (continuous use)
 Light colour 3200K warm white (on request also 5000K cold white)
 Operating voltage 230V 50 - 60Hz
 Consumption max: 14W
 LED driver is included
 Complies to CE standards
 Cover ring stainless steel, aluminium body
 Protection degree: IP67
 Diameter 185mm, cut-out 172m , depth 113mm
 Weight: 1,7 kg



In-Ground LED Light Bar RGB




www.dimmer.de

Buried linear LED fixture with white light or colour mixing. Indoor and outdoor. Recessed walk-over. LB-LD90

Recessed light with colour changer for inground recessed installation. New technology CREE LED. RGB (Red - Green - Blue) colour mixing system or white LEDs. Continuous colour changing or static lighting. Strobe or dimming functions. Suitable for many architectural applications.

Technical data:

Main voltage: from 85 to 265V 50/60Hz or 24V DC on order
 Consumption max: 36W
 LEDs generate light without UV or infrared components and they have a very low power consumption.
 36 LED CREE XR 1.2W
 Available in 8°, 30°, 60°, elliptical or 110° without lenses.
 Very long life - approx. 10 years LED life (continuous use)
 2 cable gland for power supply (M16)
 2 cable gland for DMX in/out (PG9)
 Works in stand alone mode or via DMX signal (8 channels)
 Aluminium body
 Grey (standard) epoxy powder paint.
 Working Temperature: -25°C - +55°C
 Temperate glass (walk-over).
 Protection degree: IP67
 Shock resistance: IK06
 Complies to CE standards
 Dimensions: 1000 x 800 x 464mm
 Weight: 7 kg










LED In-Ground Light Bar 32cm asymmetric





LB-LD92

Recessed walk-over LED fixture to illuminate wall or low sign-boards. Indoor and outdoor. LB-LD92

Recessed light for wall or in-ground recessed installation indoor and outdoor. With high power LED and asymmetrical optics for slightly swivelled light distribution. LEDs produce light without UV or infrared components and they have a very low power requirement.
 6 x Power LED 1W
 Light colour 3000K warm white (on request also cold white 6000K).
 Light intensity 250 lm
 Beam angle: 50°
 Including LED driver
 Supply voltage 230V 50 / 60Hz
 Power consumption max.: 7W
 Very long life - approx. 10 years LED life (continuous use)
 Metal cover frame matte brushed 328mm x 65mm
 Safety glass (walk-over).
 With extra aluminium pot for recessed installation
 Installation hole: 316mm x 57mm, depth 80mm
 Protection degree: IP67
 Complies to CE standards
 Weight: 2,1 kg

 	<p>LED In-Ground Light Bar 32cm RGB asymmetric</p>	<p>Recessed walk-over LED fixture to illuminate wall or low sign-boards. Indoor and outdoor. LB-LD93</p> <p>Recessed light for wall or in-ground recessed installation indoor and outdoor. With high power LED and asymmetrical optics for slightly swivelled light distribution. LEDs produce light without UV or infrared components and they have a very low power requirement. 6 x Power LED 1W Light colour 3000K warm white (on request also cold white 6000K). Light intensity 250 lm Beam angle: 50° Including LED driver Supply voltage 230V 50 / 60Hz Power consumption max.: 7W Very long life - approx. 10 years LED life (continuous use) Metal cover frame matte brushed 328mm x 65mm Safety glass (walk-over). With extra aluminium pot for recessed installation Installation hole: 316mm x 57mm, depth 80mm Protection degree: IP67 Complies to CE standards Weight: 2 kg</p>
 	<p>LED Ground Spotlight 36W</p>	<p>Very powerful groundlight with 36 Watt LED - as bright as 360 watt halogen light. LB-LD95</p> <p>In-ground recessed powerful spotlight Diffusion angle 30° or 60° With high-power LEDs Luminous flux: 2880 Lm Operating voltage: 220V AC (at 10 pcs. ordering quantity also in 12-24V DC available) Consumption: 36W Housing with stainless steel ring ø 300mm, Cut out hole: 285mm, depth 95mm, Protection degree: IP65 Minimum order quantity: 3 pcs. Weight: 2 kg</p>
 	<p>LED Recessed Ground Light Nautic 4</p>	<p>Round fixture, walk-over, with 4 LEDs, available in blue, red, green or white. For indoor, outdoor, walkway or swimming pool. LB-LDN04SB</p> <p>Fixture for recessed wall or inground-mount With 4 powerful LED, longlife type 50,000 h. Max. load 1000 kg For operation a 10 volt LED supply unit is required. Power consumption 0.5 W By 2 cable glands a serial connection of multiple light fixtures is possible. (max. 20 lights can be operated with one supply unit). Cover ring: inox stainless steel, lens: high resistant polycarbonate. Protection: IP grade IP68 / 3m water depth, Dimensions: Outer 85mm, cut-out: 80mm, depth 84mm. Weight: 0,2 kg</p>
	<p>LED Recessed Ground Light Nautic 9</p>	<p>Round fixture, walk-over, with 9 LEDs, available in blue, red, green or white. For indoor, outdoor, walkway or swimming pool. LB-LDN09SB</p>


Solar Working Lights and Building Site Lighting

 	<p>LED In-Ground Light Solar</p>	<p>Solar powered, recessed LED light fixture. LB-LDS01</p> <p>Max. load 1250 kg incl. 2 NiCd accumulators (replaceable) 1 powerful white LED (longlife type: 100.000 hours) light - duration approx. 5 -6 hours activates automatically on darkness covering: stainless steel, polished diameter 119mm, installation depth only 45mm Rest item - only few on stock. New production at MOQ 100 pcs. Weight: 0,35 kg</p>
---	---	--

Recessed LED In-Ground Lights



Solar LED Brick Inground Light



With yellow leds, for recessed mount into ground, pathways, drives, gardens

...
LB-LDS12

Load capacity up to 1 ton.
2 Solar panels
automatic lamp start in the dark.
Choice of 1 or 2 yellow LEDs
Burn time up to 8 hours when fully charged.
Material polycarbonate / ABS.
Dimensions 100 x 100mm or 190mm x 100mm.
Weight: 0,65 kg

Solar Working Lights and Building Site Lighting



Solar Road Marker Light



GEO-Technik


LED solar powered pavement edge warning light with flashing or continuous light for traffic security applications.
LB-LDV10

Fields of application: working sites, crash sites, access roads for rescue services, marina or dangerous areas.
Installation on the side of the roads - not in the middle.
Sidewise light distribution through 3 LEDs each, on both sides.
Blinking, 2 flashes per second.
Light-color yellow (other colours are optional).
Life-span of the LEDs: 100.000h.
With NiMH rechargeable battery for approx. 50h flashing operation (approx. 5 years life-span).
In continuous lighting mode: 7h operation time.
Recharge-process through the solar panel on the top.
Automatically activates on darkness.
Massive construction (aluminium die-cast) with polycarbonate protection glass.
The marking-lights are flat on the bottom for direct placing on the ground, but it is also possible to fix the lights through two drilling holes.
Should be positioned in places with daylight / solar radiation, avoid permanently dark places.
On the side is a switch to choose from the three available modes: blinking (2 flashes / sec.) / off / constant light.
This lighting fixture is very resistant (up to 5 tons) and can therefore be run over by heavy vehicles.
Dimensions: 108 x 97mm, height 23mm
Weight: 0,3 kg

In-Ground Lights Halogen



Swimming Pool Floodlight PAR56



GEO-Technik

Waterproof Luminary for swimmingpool lighting IP68 - halogen or LED.
LB-UW100

IP68 - water depth up to 3 m
17 mm high with V4A stainless steel trim on the basis of a PAR56 bulb.
For concrete pools in connection with an assembly slot.
A lamp replacement is possible without draining the water.
Supplied with 3m cable attached silicone (2 x 6 mm²)
Suitable for Lamp: PAR56 / 300W (not included)
Color Temperature: 2900K
Luminous flux: 4000 lm
Optional for 10W LED lamp with a suitable color change.
Operating voltage: 12V AC
A 12V transformer must be ordered extra.
One 600VA transformer can supply up to 2 halogen lamps 300W.
One 100VA transformer can drive up to 10 LED lamps each 10W.
Required Accessories: V4A stainless steel mounting pot and halogen transformer.
Weight: kg



Swimming Pool Light PAR56



LB-UW-110

Underwater luminary IP68 for swimmingpool lighting - halogen or LED.
LB-UW110

Floodlight fixture in white, corrosion-resistant polycarbonate.
Waterproof, high protection class IP68
Submersible up to 1.5m
Suitable for Lamp: PAR56 / 300W (not included)
Color temperature: 2900K
Luminous flux: 4000 lm
Optional for 10W LED lamp with a suitable color change.
Operating voltage: 12V AC
A 12V transformer must be ordered extra.
One 600VA transformer can supply up to 2 halogen lamps 300W.
One 100VA transformer can drive up to 10 LED lamps each 10W.
Dimensions: Max. Diameter 290mm, depth 200mm
with mounting box for lamp exchange, even during is water in the pool.
Weight: 2,4 kg